

SW-PIX-HAZ



SW-PIX-HAZ Industrial Workstation for Hazardous Locations

DYNICS SW-PIX-HAZ Workstations are industrial widescreen panel PCs with your choice of motherboard, processor, expansion slot (0, 1 or 2), RAM, storage, and operating systems. These custom NEMA 4 / NEMA 4X rated configurations make the SW-PIX-HAZ an ideal solution for use in Hazardous Location applications.

- Class I Division 2, Class II Division 2, & Class III Approved
- UL, cUL, & CE Certified
- 55°C Max Operating Temp
- Analog Resistive Touchscreen or Protective Polycarbonate Lens
- 100~240VAC / 24VDC
- 2.5" SATA SSD and HDD Options
- 0 / 1 / 2 Slots (Half-Size Cards)
- NEMA 4 / NEMA 4X Panel Mount
- 24-Month Warranty

DISPLAY SPECIFICATIONS

SIZE	15.6"	18.5"	21.5"	24"
RESOLUTION	FHD 1920 x 1080	FHD 1920 x 1080	FHD 1920 x 1080	FHD 1920 x 1080
VIEW ANGLE	H: -80°/+80° V: -80°/+70°	H: -85°/+85° V: -85°/+85°	H: -89°/+89° V: -89°/+89°	H: -89°/+89° V: -89°/+89°
CONTRAST	700:1	1000:1	5000:1	3000:1
BRIGHTNESS	400 nits	350 nits	300 nits	300 nits
ASPECT RATIO	16:9	16:9	16:9	16:9
LENS	5-Wire Analog Resistive Touch Screen / Protective Polycarbonate Lens (Non-Touch) USB / Serial Output Connection			
LCD LIFE	50,000 Hour Backlight Half-Life			
ENCLOSURE	NEMA 4 Powder Coat Finish (Black) / NEMA 4X Stainless Steel.			



SW-PIX-HAZ



WORKSTATION SPECIFICATIONS

	Mini-ITX Q170	Mini-ITX Q370
COMPUTER I/O		
1Gb Ethernet Port (Supporting Intel® AMT)	1x	1x
1Gb Ethernet Port	1x	1x
RS232/422/485 Ports	1x	1x
USB 3.0 Ports	4x	4x
USB 2.0 Ports	4x	4x
PS/2 Port	2x	2x
DVI-D Port	1x	1x
DisplayPorts V1.2	2x	2x
Audio Jacks	2x	2x
CPU/ CPU SPEED	6th Gen Quad Core™ i5-6500TE, up to 3.3 GHz, 6MB Cache	8th Gen Hexa Core™ i5-8500T, up to 3.5 GHz, 9MB Cache
MEMORY	6th Gen Quad Core™ i7-6700TE, up to 3.4 GHz, 8MB Cache	8th Gen Hexa Core™ i7-8700T, up to 4.0 GHz, 12MB Cache Up to 32GB DDR4
EXPANSION SLOTS	PIX0 No PCI Slot Panel PC Module	
	PIX1 1 PCI Slot Panel PC Module	
	PIXE 1 PCIe x16 Slot Panel PC Module	
	PIX2 2 PCI Slot Panel PC Module	
	PIX1E 1 PCI + PCIe x16 Slot Panel PC Module	
STORAGE	240GB - 2TB SATA SSD / 1TB HDD (RAID Option Available)	
OPERATING SYSTEM	Windows® 7 Professional (64-bit) (Q170 only) Windows® Embedded Standard 7 (64-bit) (Q170 only) Windows® 10 Enterprise IoT LTSB 2019 (64-bit) Windows® 10 Enterprise IoT LTSC 2016 (64-bit) Linux Ubuntu	
POWER ENTRY	100~240 VAC, 2.0 Amp / 24 VDC, 7.0 Amp (3-Pin Power Entry approved for Hazardous Locations)	
TEMPERATURE	Operating: 0° - 55°C (32° - 131°F) Non-Operating: -25° - 60°C (-13° - 140°F)	
RELATIVE HUMIDITY	Non-Condensing: 20% - 80%	
SHOCK RESISTANCE	Operating: 10G Non-Operating: 15G	
VIBRATION	Operating: 1.0G from 57~2000Hz Non-Operating: 2.5G from 57~2000Hz	
COMPLIANCE	USA: UL 121201 (UL Listed), UL 61010-1 (UL Listed), UL 61010-2-201 (UL Listed), FCC 47 CFR Part 15, Class A Canada: CSA C22.2 No. 213 (cUL Listed), CSA C22.2 No. 61010-1-12 (cUL Listed), CSA C22.2 No. 61010-2-201 (cUL Listed), ICES-001, Group 1, Class A European Union CE: EN 50581 (RoHS), EN 61326-1 (CISPR 11, Group 1, Class A), EN 61010-1, EN 61010-2-201 International: IEC 61010-1 (UL CB), IEC 61010-2-201 (UL CB)	
HAZARDOUS LOCATIONS DETAILS	Class I Division 2, Groups A, B, C, and D, Class II Division 2, Groups F and G, and Class III Temp Code: T4A Note: Must be installed in an enclosure suitable for the environment, such that the equipment is only accessible with the use of a tool. Also requires applicable wiring standards for the application to be certified. Consult local codes for details and requirements.	
WARRANTY	24-Month limited warranty. Extended warranty available, contact DYNICS for more details	

SW-PIX-HAZ



DIMENSIONS, WEIGHT, AND POWER CONSUMPTION

	15.6"	18.5"	21.5"	24"
HEIGHT (Bezel)	12.2" (310.0mm)	13.3" (337.0mm)	15.0" (380.0mm)	15.5" (393.7mm)
WIDTH (Bezel)	16.3" (415.0mm)	19.0" (483.0mm)	22.0" (559.9mm)	24.6" (625.9mm)
HEIGHT (Cutout)	11.4" (289.9mm)	12.5" (318.0mm)	14.2" (361.0mm)	14.4" (364.5mm)
WIDTH (Cutout)	15.6" (394.9mm)	18.3" (464.0mm)	21.3" (542.0mm)	23.5" (596.6mm)
DEPTH				
PIX0	3.7" (94.0mm)	3.9" (100.4mm)	3.9" (100.4mm)	4.0" (102.2mm)
PIX1	5.5" (139.7mm)	5.5" (139.7mm)	5.5" (139.7mm)	5.5" (139.7mm)
PIX2	6.6" (167.6mm)	6.6" (167.6mm)	6.6" (167.6mm)	6.6" (167.6mm)
PIXE	5.5" (139.7mm)	5.5" (139.7mm)	5.5" (139.7mm)	5.5" (139.7mm)
PIX1E	6.6" (167.6mm)	6.6" (167.6mm)	6.6" (167.6mm)	6.6" (167.6mm)
WEIGHT				
PIX0	23 lbs. (10.4kg)*	24 lbs. (10.9kg)*	28 lbs. (12.7kg)*	33 lbs. (15.0kg)*
PIX1	26 lbs. (11.8kg)*	27 lbs. (12.3kg)*	31 lbs. (14.0)*	36 lbs. (16.4kg)*
PIX2	34 lbs. (15.4kg)*	35 lbs. (15.9kg)*	39 lbs. (17.7kg)*	44 lbs. (20.0kg)*
PIXE	26 lbs. (11.8kg)*	27 lbs. (12.3kg)*	31 lbs. (14.0kg)*	36 lbs. (16.4kg)*
PIX1E	34 lbs. (15.4kg)*	35 lbs. (15.9kg)*	39 lbs. (17.7kg)*	44 lbs. (20.0kg)*
MINI-ITX Q170	80 Watts**	90 Watts**	100 Watts**	115 Watts**
MINI-ITX Q370	110 Watts**	120 Watts**	130 Watts**	150 Watts**


* Weights are approximate, contact DYNICS for details.

** Power consumption is based on maximum ratings; actual ratings vary significantly based on components used.

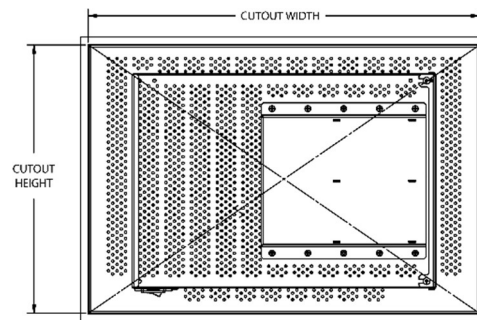
*** Depth Dimension is from rear of bezel. For overall dimensions; add 0.25" (6.4mm) for aluminum bezel or 0.13" (3.3mm) for stainless steel bezel.

MECHANICAL DRAWINGS

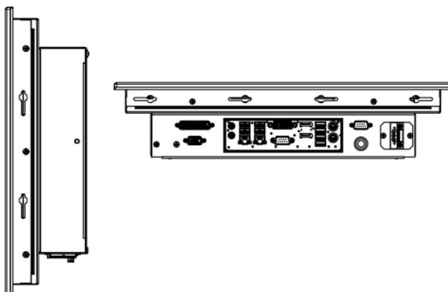
FRONT VIEW



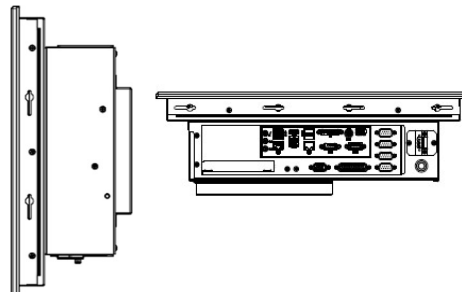
BACK VIEW



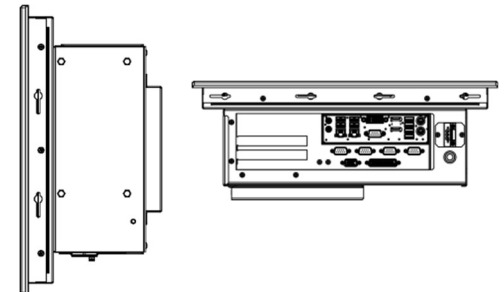
SIDE AND I/O VIEW (PIX0)



SIDE AND I/O VIEW (PIX1/PIXE)



SIDE AND I/O VIEW (PIX2/PIX1E)



All measurements are in inches and pounds, unless noted. Pictures and drawings are not to scale. Estimated weight may change depending on options. DYNICS Reserves the right to change, modify, upgrade, or discontinue any part of this datasheet without any prior notice



SW-PIX-HAZ



MARKING DETAILS

Ind. Cont. Eq.

Dynics, Inc.
620 Technology Dr.
Ann Arbor, MI,
48108 USA

For Use on a Flat Surface of a Type 1, 4, 4x, or 12 Enclosure

Class I, Division 2, Groups A, B, C, and D Class II, Division 2, Groups F and G, and Class III Hazardous Locations; T4A

Surrounding Air Temp: 0C to +55C

Power rating is maximum for series. For actual power rating see datasheet.

Made in the USA


This device complies with Part 15 of the FCC Rules. Operation is subject to the following two conditions: (1) this device may not cause harmful interference, and (2) this device must accept any interference received, including interference that may cause undesired operation.

This ISM device complies with Canadian ICES-001.

Cet appareil ISM est conforme à la norme NMB-001 du Canada.

POWER ENTRY OPTIONS

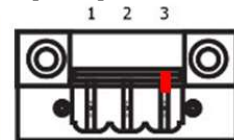
AC INPUT (-HA)



PIN 1: L
PIN 2: \perp (Chassis GND)
PIN 3: N

Note: Red keys prevent inadvertent substitution of AC and DC plugs.

DC INPUT (-HD)



PIN 1: V+
PIN 2: \perp (Chassis GND)
PIN 3: V-

All measurements are in inches and pounds, unless noted. Pictures and drawings are not to scale. Estimated weight may change depending on options. DYNICS Reserves the right to change, modify, upgrade, or discontinue any part of this datasheet without any prior notice